

# LIGHTING



KFLH SERIES

## C1D2 FLOOD – INTRODUCTION & LOGIC



**PETROBRIGHT® LED**



Class I, Div. 2, Groups A, B, C, D  
 Class I, Zone 2, IIC, IIB, IIA  
 Class II, Div. 1 & 2, Groups E, F, G  
 Class III  
 Suitable for wet locations  
 Marine Rated (US only)  
 NEMA 3, 4X  
 IP66

IEC Ex Rated Model (w/ IEX suffix)  
 Zone 2 and Zone 21 areas  
 Ex nA IIC T6...T3, Gc  
 Ex tb IIC T105°C Db  
 Tamb -50°C ≤ Ta ≤ +55°C, IP66  
 IECEx Certificate  
 QPS 15.0011  
 ATEX Certificate  
 CML 15ATEX4079X (nA)  
 & CML 15ATEX3080X (tb)



### FEATURES-SPECIFICATIONS

#### Applications

LED Floods are designed for installations where moisture, dirt, dust, corrosion and vibration may be present, or NEMA 3 and 4X areas where wind, water, snow or high ambients can be expected. They can be used in locations made hazardous by the presence of flammable vapors or gases or combustible dusts as defined by the NEC.

Typical applications include manufacturing plants, and certain chemical and petrochemical processing facilities, sewage treatment plants, off-shore and dockside installations, garages and storage facilities.

#### Compliances

- UL-8750 for LED lighting
- ANSI/UL 1598(A)
- UL-844 Standard for lighting fixtures for hazardous locations, Class I, Division 2; Class II, Divisions 1 and 2; Class III
- CSA C22.2 no. 137-M1981 electric luminaires for use in hazardous locations
- Enclosed and gasketed
- NEMA 3, 4X
- IP66

#### Materials

- Body and lens frame corrosion resistant copper-free aluminum alloy with baked powder epoxy/polyester finish, electrostatically applied for complete, uniform corrosion protection
- All external hardware – stainless steel
- Thermal shock and impact resistant glass lens (Polycarbonate available)
- High temperature silicone gasketing
- Trunnion heavy gauge 316 stainless steel

### LED Flood Features and Standards

- Crisp White Light for Excellent Color Rendering – Chromaticity 5000K (CCT); approx. 70 CRI
- Energy Savings – High lumens per watt
- Long Life – to 100,000+ maintenance free hours to 70% initial lumens
- Ambient suitability -40°C to 55°C up to 250W to -50°C for non-hazardous applications
- Instant On – Including after power interruption
- World Voltage 120 – 277VAC 50/60Hz
- Solder-LESS LED Board Connections – Vibration Resistant
- LM80-08\* Measurement of lumen maintenance for LED light sources
- LM79-08\* Certified “Absolute” Photometry, including Chromaticity Color for Solid State Lighting
- L70 Values – Industry Nomenclature for Hours of use to 70% of initial Lumens – TM-21\* & Calculated

**PATENTED LENS and REFLECTOR DESIGN**



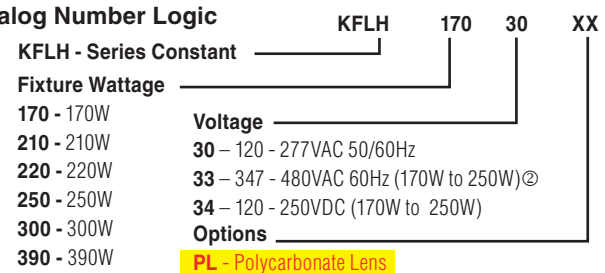
KFLH Luminaire

Dark Sky Visor KFLH-DARK

\* LM-xx & TM-xx are Illumination Engineering Society Standards designed to promote uniformity in testing procedures among test labs and manufacturers. For more information go to [www.ies.org](http://www.ies.org)

Supplemental surge protection included as standard for AC models only

### Catalog Number Logic



**Construction Note:**  
 Standard with two 3/4" NPT entries with one plugged  
 Models for dual metric entries have slip holes with metric locknuts and certified blanking plugs

- F - Single Fuse⊙
- FF - Double Fuse⊙
- TBL - Terminal Blocks **Looping**
- P1 - 120V Photocell, factory installed
- P2 - 208V-277V Photocell, factory installed
- P3 - 347V Photocell, factory installed
- QD - Quick Disconnect
- D20 - 2x M20 entries
- IEX - IEXEx includes TBL & External ground

⊙ Fusing not for Canadian or Marine Installations  
 ⊙ 347V-480V +40°C Max



## C1D2 FLOOD – ORDERING INFORMATION & TECHNICAL DATA

ORDERING INFORMATION AND AMBIENT SUITABILITY						C1D2 (C1Z2)		C1D2 SIMULTANEOUS		C2D1		L70	
CATALOG NO.	WEIGHT LBS./KG	WATTS	VOLTAGE	AMPS	LUMENS	40°C	55°C	40°C	55°C	40°C	55°C	TM-21	CALCULATED
KFLH17030	25.00 / 11.3	170	120-277VAC	1.46-0.63	21620	T4A (T4)	T4	T4	T3C	T4	T3C	72600	278000
KFLH17033			347-480VAC	0.51-0.36		T4	T4	T4	T3C				
KFLH17034			120-250VDC	1.46-0.56		T4	T4	T4	T3C				
KFLH21030		210	120-277VAC	1.75-0.75	21220	T4A (T4)	T4	T4	T3C	T4	T3C	60100	270000
KFLH21033			347-480VAC	0.61-0.43		T4	T4	T4	T3C				
KFLH21034			120-250VDC	1.75-0.68		T4	T4	T4	T3C				
KFLH22030		220	120-277VAC	1.88-0.81	26970	T4A (T4)	T4	T4	T3C	T4	T3C	72600	278000
KFLH22033			347-480VAC	0.65-0.47		T4	T4	T4	T3C				
KFLH22034			120-250VDC	1.88-0.73		T4	T4	T4	T3C				
KFLH25030		250	120-277VAC	2.17-0.94	30950	T4A (T4)	T4	T4	T3C	T4	T3C	72600	278000
KFLH25033			347-480VAC	0.75-0.54		T4	T4	T4	T3C				
KFLH25034			120-250VDC	2.17-0.85		T4	T4	T4	T3C				
KFLH30030	300	120-277VAC	2.48-1.07	37030	T4A (T4)	T4	-	-	-	-	60300	107000	
KFLH39030	390	120-277VAC	3.30-1.43	40410	T4A (T4)	T4	-	-	-	-	60300	190000	

① Cat. Nos. are 120 through 277VAC 50/60Hz; see logic for 347-480V or 125-250VDC input

② Amperage measured at 120VAC; 277VAC calculated

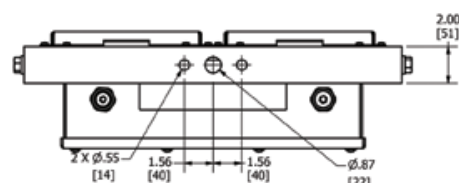
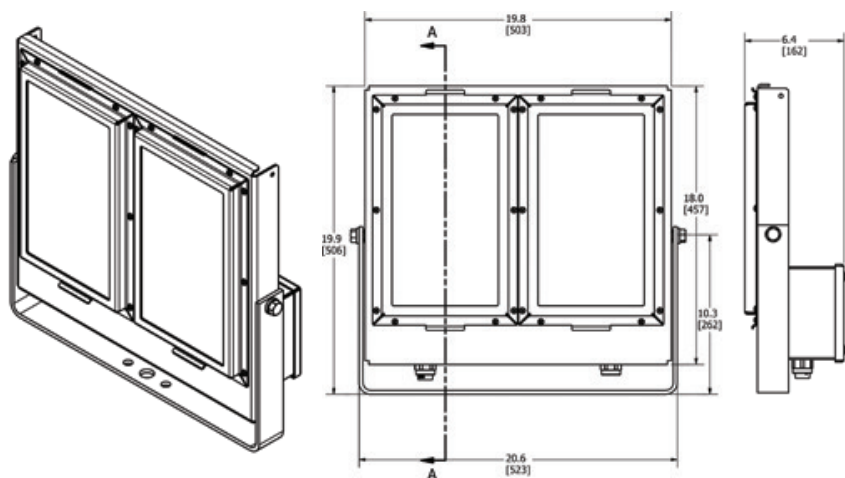
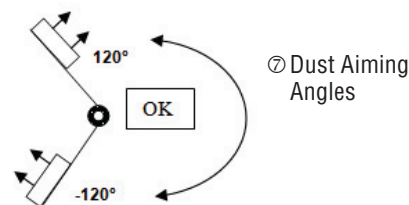
③ Extra High Lumens per Watt LED Models

④ Use 75°C Supply Wire @ 40°C Ambient; 90°C Wire @ 55°C Ambient

⑤ 55°C only for 170W through 250W at 120-277VAC 50/60Hz or 125-250VDC; not 480VAC

⑥ For Dust Applications, limit aiming angle between 120° and -120° to minimize buildup - see figure at right

⑦ L70 is time in hours to 70% of initial lumens remaining. TM-21 based values require very long duration testing and is denoted "official reported" and is based on at least 6,000 minimum, to 12,000 hours testing (at time of printing). "Calculated" values by the major chip vendors utilized predict L70 life up to 278,000 hours.



KFS-6 Slipfitter



KFCB Cross Arm Mount



KFWB Wall/Pipe Bracket



K4040 Wall Bracket



4041 Tenon Fitting

KFLH MOUNTS AND ACCESSORIES ①	
CATALOG NUMBER	DESCRIPTION
KFS-6	Steel Slipfitter for 2" Pipe (2-3/8" o.d.) Tenon. Slips 3.75" Over Pipe.
KFCB	Heavy Duty Cast-Iron Crossarm Fitting for Horizontal Trunnion
KFWB	Heavy Duty Wall Mount and/or Pipe Clamp Fitting Clamps 2" Pipe (2-3/8" o.d.) Through 2-1/2" Pipe (2-7/8" o.d.)
K4040	Heavy Duty Steel Wall Bracket. (Must be with KFCB Crossarm Fitting).
4041	Heavy Duty Steel Wall Bracket 2" Pipe (2-3/8" o.d.) Tenon Fitting. Use with KFS-6.
KFLG	Wire Guard, 316 Stainless Steel (order 2 per fixture)
VMSC10 ②	10' Stainless Steel Safety Cable with loop grip
KFLH-DARK ③	Dark Sky Visor, White Painted Aluminum
KFLH-DOOR	Replacement Internal Reflector and Lens Assembly (order 2 per fixture as required)

① Fittings available to adapt trunnion mount floodlights to crossarms, poles and walls. Must be ordered separately.

② Drop limit 1'. Attaches to luminaire cable provision and to mounting structure.

③ Designed to eliminate uplight when aimed at 45°.